

Ultra Low Capacitance ESD Protection Diode

DESCRIPTION

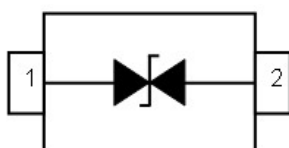
GESD5Z5BU is a low-capacitance Transient Voltage Suppressor (TVS) designed to provide electrostatic discharge (ESD) protection for high-speed data interfaces. With typical capacitance of 0.25pF, GESD5Z5BU is designed to protect parasitic-sensitive systems against over-voltage and over-current transient events. It complies with IEC 61000-4-2 (ESD), Level 4 ($\pm 15\text{kV}$ air, $\pm 8\text{kV}$ contact discharge), IEC 61000-4-4 (electrical fast transient - EFT) (40A, 5/50 ns), very fast charged device model (CDM) ESD and cable discharge event (CDE), etc.

GESD5Z5BU uses ultra-small SOD-523 package. Each GESD5Z5BU device can protect one high-speed data line. It offers system designers flexibility to protect single data line where space is a premium concern. The combined features of low capacitance, ultra-small size and high ESD robustness make GESD5Z5BU ideal for high-speed data port and high-frequency line applications, such as cellular phones and HD visual devices.

ORDERING INFORMATION

- ✧ Device: GESD5Z5BU
- ✧ Package: SOD-523
- ✧ Marking: 5G
- ✧ Material: Halogen free
- ✧ Packing: Tape & Reel
- ✧ Quantity per reel: 3,000pcs

PIN CONFIGURATION



FEATURES

- ✧ Transient protection for high-speed data lines
 - IEC 61000-4-2 (ESD) $\pm 20\text{kV}$ (Contact)
 - $\pm 20\text{kV}$ (Air)
 - IEC 61000-4-4 (EFT) 40A (5/50 ns)
 - Cable Discharge Event (CDE)
- ✧ Package optimized for high-speed lines
- ✧ Ultra-small package (1.6mm×0.8mm×0.6mm)
- ✧ Protects one data, control line
- ✧ Low capacitance: 0.25pF (Typical)
- ✧ Low leakage current
- ✧ Low clamping voltage

MACHANICAL DATA

- ✧ SOD-523 package
- ✧ Flammability Rating: UL 94V-0
- ✧ Packaging: Tape and Reel
- ✧ High temperature soldering guaranteed:
 - 260°C/10s
- ✧ Reel size: 7 inch

APPLICATIONS

- ✧ Serial ATA
- ✧ Desktops, Servers and Notebooks
- ✧ Cellular Phones
- ✧ MDDI Ports
- ✧ USB Data Line Protection
- ✧ Display Ports
- ✧ Digital Visual Interfaces (DVI)

PACKAGE OUTLINE



Ultra Low Capacitance ESD Protection Diode

ABSOLUTE MAXIMUM RATING

Symbol	Parameter	Value	Units
V _{ESD}	ESD per IEC 61000-4-2 (Contact)	±20	kV
	ESD per IEC 61000-4-2 (Air)	±20	
P _{PP}	Peak Pulse Power (8/20μs)	100	W
T _{OPT}	Operating Temperature	-55~125	°C
T _{STG}	Storage Temperature	-55~150	°C

ELECTRICAL CHARACTERISTICS (T_{amb}=25°C)

Symbol	Parameter	Test Condition	Min	Typ	Max	Units
V _{RWM}	Reverse Working Voltage				5.0	V
V _{BR}	Reverse Breakdown Voltage	I _T = 1mA	6.0			V
I _R	Reverse Leakage Current	V _{RWM} = 5V			100	nA
V _C	Clamping Voltage	I _{PP} = 1A, t _p = 8/20μs			13	V
		I _{PP} = 4A, t _p = 8/20μs			25	V
C _J	Junction Capacitance	V _R = 0V, f = 1MHz		0.25	0.40	pF

ELECTRICAL CHARACTERISTICS CURVE

Fig 1 8/20 μ s Waveform per IEC61000-4-5

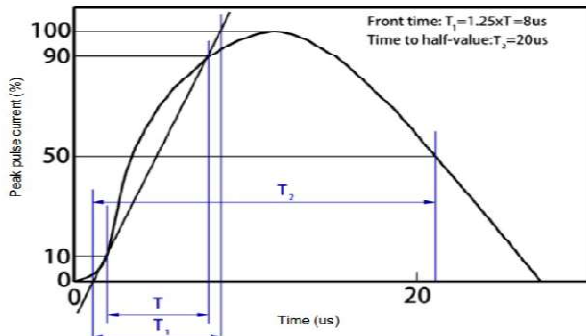


Fig 2 Contact Discharge Current Waveform per IEC 61000-4-2)

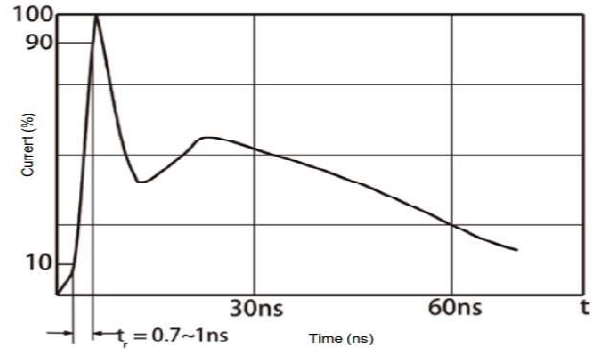


Fig 3 Voltage vs Capacitance

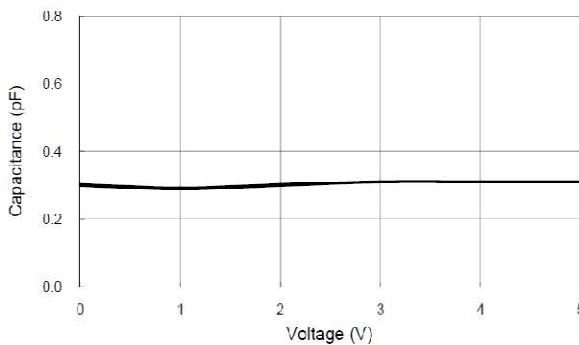
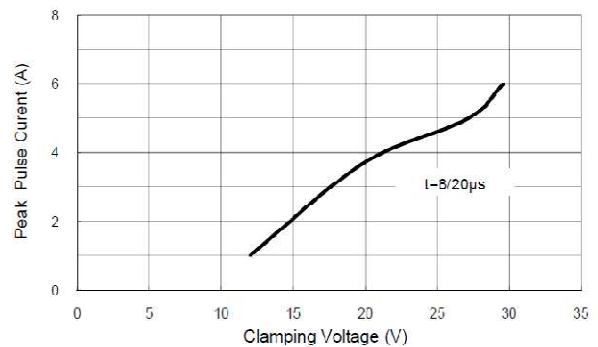
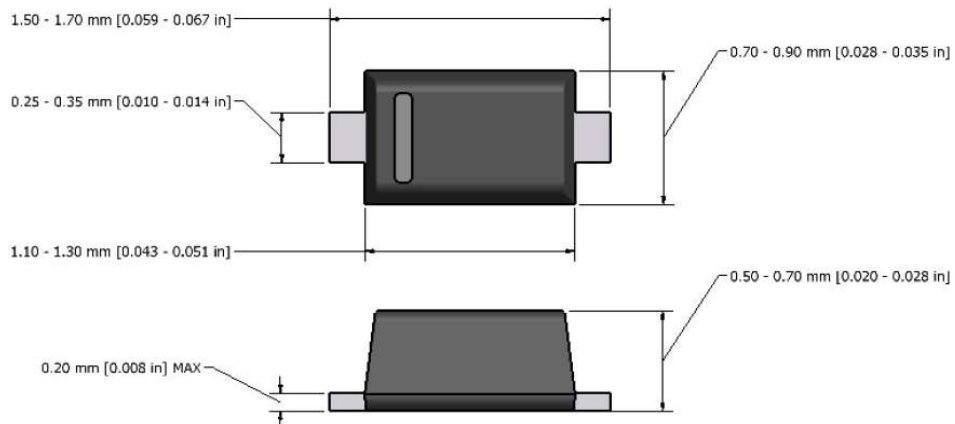


Fig 4 Clamping Voltage vs Peak Pulse Current



SOD-523 PACKAGE OUTLINE DIMENSIONS



Note: Dimensions are exclusive of Burrs, Mold Flash & Tie Bar extrusions.