

Ultra Low Capacitance ESD Protection Array

DESCRIPTION

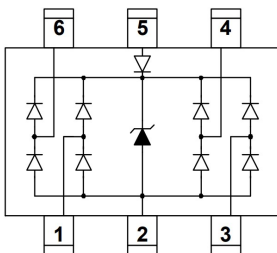
GESD0514TL is an ultra-low capacitance Transient Voltage Suppressor (TVS) designed to protection for high-speed data interfaces. With typical capacitance of 0.2pF (I/O to I/O) only, GESD0514TL is designed to protect parasitic-sensitive systems against over-voltage and over-current transient events. It complies with IEC 61000-4-2 (ESD), Level 4(±15KV air, ±8KV contact discharge), IEC61000-4-4 (electrical fast transient-EFT) (40A, 5/50ns), very fast charged device model (CDM) ESD and cable discharge event (CDE), etc.

GESD0514TL uses small SOT-23-6L package. Each GESD0514TL device can protect four high-speed data lines one Vcc line. The combined features of ultra-low capacitance, small size and high ESD robustness make GESD0504TL ideal for high-speed data ports and high-frequency lines (e.g., HDMI & DVI) applications. The low clamping voltage of the GESD0504TL guarantees a minimum stress on the protected IC.

ORDERING INFORMATION

- ✧ Device: GESD0514TL
- ✧ Package: SOT-23-6L
- ✧ Marking: C16
- ✧ Material: Halogen free and RoHS compliant
- ✧ Packing: Tape & Reel
- ✧ Quantity per reel: 3,000pcs

PIN CONFIGURATION



FEATURES

- ✧ Transient protection for high-speed data lines
 - IEC 61000-4-2(ESD) ±20KV(Contact)
 - IEC 61000-4-2(ESD) ±25KV(Air)
 - IEC 61000-4-4(EFT) 40A(5/50ns)
- ✧ Package optimized for high-speed lines
- ✧ Small package(2.9mm*2.8mm*1.1mm)
- ✧ Protects four data lines and one Vcc line
- ✧ Low capacitance: 0.2pF (I/O to I/O)
- ✧ Low leakage current
- ✧ Low clamping voltage


MACHANICAL DATA

- ✧ SOT-23-6L package
- ✧ Flammability Rating: UL 94V-0
- ✧ Terminal: Matte tin plated.
- ✧ High temperature soldering guaranteed:
 - 260°C/10s
- ✧ Packaging: Tape and Reel
- ✧ Reel size: 7 inch

APPLICATIONS

- ✧ Serial ATA
- ✧ MDDI Ports
- ✧ USB 2.0/3.0 Power and Data Line Protection
- ✧ Display Ports
- ✧ High Definition Multi-Media Interface (HDMI)
- ✧ Digital Visual Interface (DVI)

PACKAGE OUTLINE



ABSOLUTE MAXIMUM RATING

Symbol	Parameter	Value	Units
P_{PP}	Peak Pulse Power (8/20 μ s)	60	W
V_{ESD}	ESD per IEC 61000-4-2 (Contact) ESD per IEC 61000-4-2 (Air)	± 20 ± 25	kV
T_{OPT}	Operating Temperature	-55/+125	$^{\circ}$ C
T_{STG}	Storage Temperature	-55/+150	$^{\circ}$ C

ELECTRICAL CHARACTERISTICS (Tamb=25 $^{\circ}$ C)

Symbol	Parameter	Test Condition	Min	Typ	Max	Units
V_{RWM}	Reverse Working Voltage	Any I/O pin to GND			5.0	V
V_{BR}	Reverse Breakdown Voltage	$I_T = 1mA$ Any I/O pin to GND	6.0		9.0	V
I_R	Reverse Leakage Current	$V_{RWM} = 5V$ Any I/O pin to GND			1.0	μ A
V_C	Clamping Voltage	$I_{PP} = 1A, t_p = 8/20\mu s$ Any I/O pin to GND			10	V
		$I_{PP} = 4A, t_p = 8/20\mu s$ Any I/O pin to GND			15	V
		$I_{PP} = 8A, t_p = 8/20\mu s$ Vcc pin to GND			15	V
V_{CTLP}	TLP Clamping Voltage	$I_{PP} = 8A$ IEC61000-4-2 Level 2 equivalent ($\pm 4kV$ Contact, $\pm 8kV$ Air) Between I/O and GND		16		V
		$I_{PP} = 16A$ IEC61000-4-2 Level 4 equivalent ($\pm 8kV$ Contact, $\pm 16kV$ Air) Between I/O and GND		23		V
C_{ESD}	Parasitic Capacitance	$V_R = 0V, f = 1MHz$ Between I/O and I/O		0.20	0.30	pF
		$V_R = 0V, f = 1MHz$ Between I/O and GND		0.55	0.80	pF
		$V_R = 0V, f = 1MHz$ Between Vcc and GND		0.70		pF

Note: I/O Pins are pin 1,3,4,6. Pin 5 is Vcc. Pin 2 is GND.

ELECTRICAL CHARACTERISTICS CURVE

Fig 1 Power Derating Curve

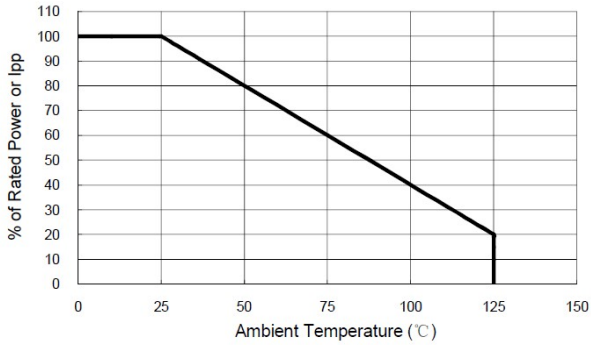


Fig 2 Clamping Voltage vs Peak Pulse Current

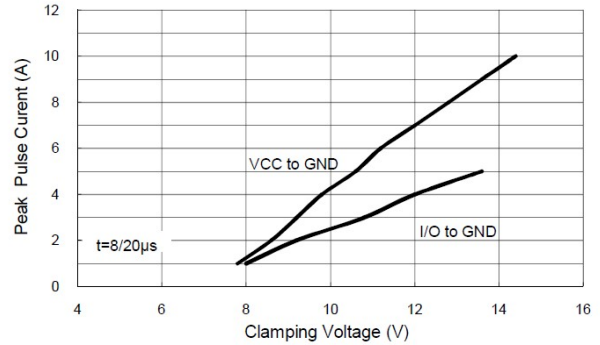


Fig 3 Transmission Line Pulsing (TLP) Measurement

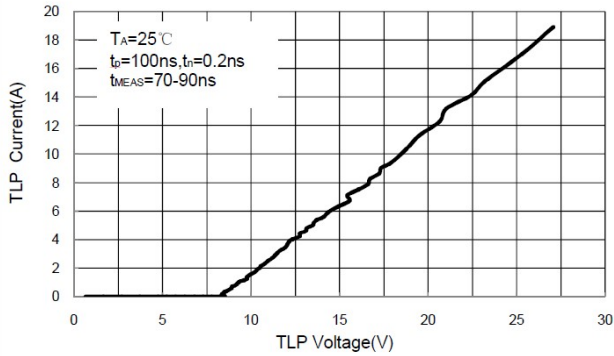


Fig 4 Voltage vs Capacitance

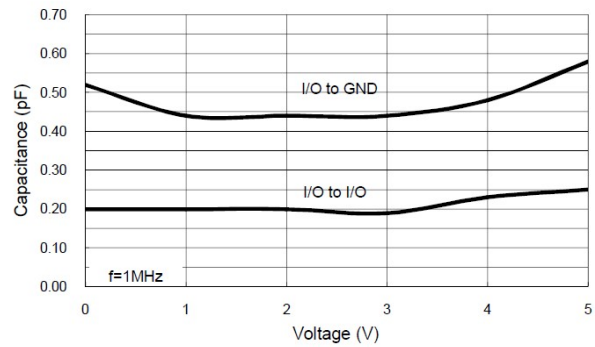


Fig 5 ESD Clamping of I/O to GND (+8kV Contact per IEC 61000-4-2)

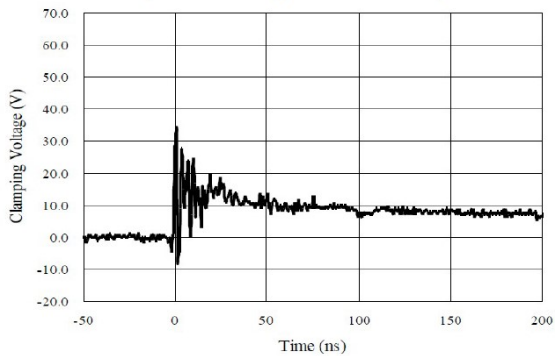
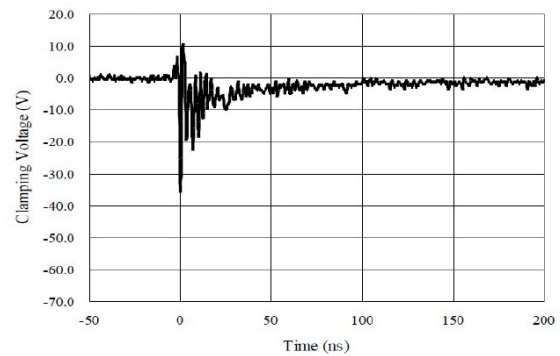
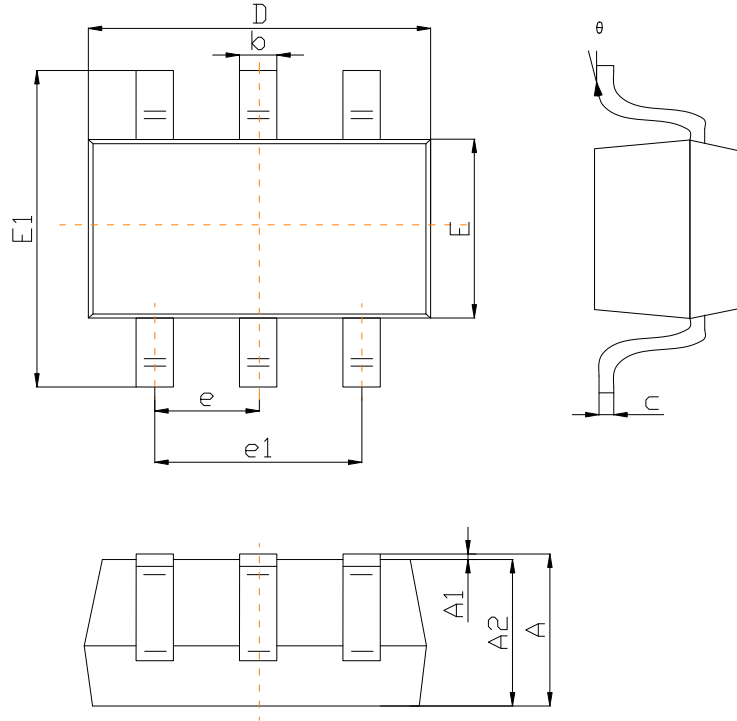


Fig 6 ESD Clamping of I/O to GND (-8kV Contact per IEC 61000-4-2)



SOT-23-6L PACKAGE OUTLINE DIMENSIONS



Symbol	Dimensions In Millimeters		Dimensions In Inches	
	Min	Max	Min	Max
A	1.050	1.250	0.041	0.049
A1	0.000	0.100		0.004
A2	1.050	1.150	0.041	0.045
b	0.300	0.500	0.012	0.020
c	0.100	0.200	0.004	0.008
D	2.820	3.020	0.111	0.119
E	1.500	1.700	0.059	0.067
E1	2.650	2.950	0.104	0.116
e	0,950(BSC)		0.037(BSC)	
e1	1.800	2.000	0.071	0.079
θ	0°	8°	0°	8°