

FEATURES:

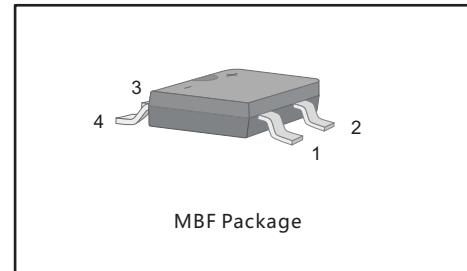
- Reverse Voltage - 40 to 200 V
- Forward Current - 1 A
- High Surge Current Capability
- Designed for Surface Mount Application

MECHANICAL DATA

- Case: MBF
- Terminals: Solderable per MIL-STD-750, Method 2026
- Approx. Weight: 75mg 0.0024oz

PINNING

PIN	DESCRIPTION
1	Input Pin (~)
2	Input Pin (~)
3	Output Anode (+)
4	Output Cathode (-)



Maximum Ratings and Electrical characteristics

Ratings at 25 °C ambient temperature unless otherwise specified.

Single phase half-wave 60 Hz, resistive or inductive load, for capacitive load current derate by 20 %.

Parameter	Symbols	MB14F	MB16F	MB18F	MB110F	MB115F	MB120F	Units
Maximum Repetitive Peak Reverse Voltage	V_{RRM}	40	60	80	100	150	200	V
Maximum RMS voltage	V_{RMS}	28	42	56	70	105	140	V
Maximum DC Blocking Voltage	V_{DC}	40	60	80	100	150	200	V
Maximum Average Forward Rectified Current	$I_{F(AV)}$	1.0						A
Peak Forward Surge Current, 8.3ms Single Half Sine-wave Superimposed on Rated Load (JEDEC method)	I_{FSM}	40			30			A
Max Instantaneous Forward Voltage at 1 A	V_F	0.50	0.70		0.85	0.90		V
Maximum DC Reverse Current $T_a = 25^{\circ}C$ at Rated DC Reverse Voltage $T_a = 100^{\circ}C$	I_R	0.3 10			0.2 5	0.1 2		mA
Typical Junction Capacitance ¹⁾	C_j	110	80					pF
Typical Thermal Resistance ²⁾	$R_{\theta JA}$	115						°C/W
Operating Junction Temperature Range	T_j	-55 ~ +125						°C
Storage Temperature Range	T_{stg}	-55 ~ +150						°C

Note: 1. Measured at 1MHz and applied reverse voltage of 4 V D.C.

2. Mounted on glass epoxy PC board with 1.3mm² copper pad.

Fig.1 Forward Current Derating Curve

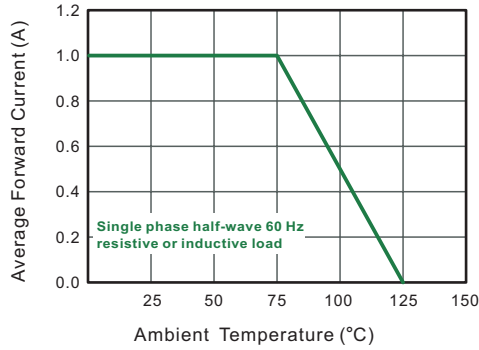


Fig.2 Typical Reverse Characteristics

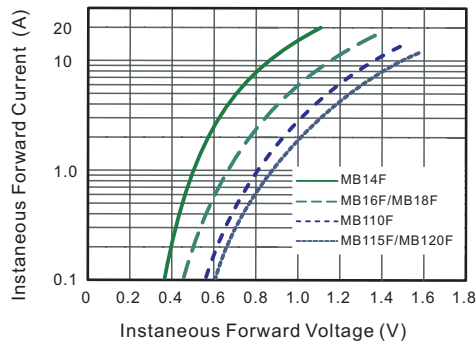
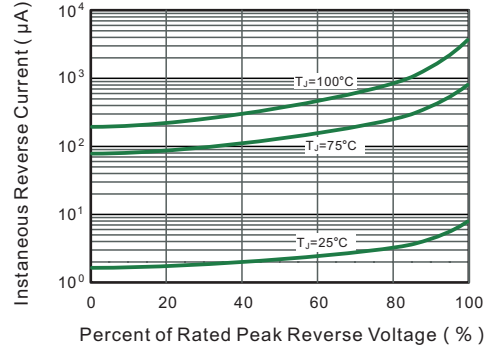


Fig.4 Typical Junction Capacitance

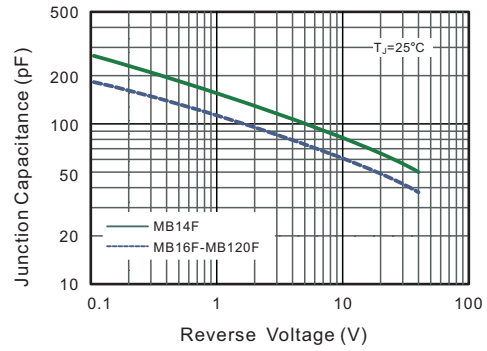


Fig.5 Maximum Non-Repetitive Peak Forward Surge Current

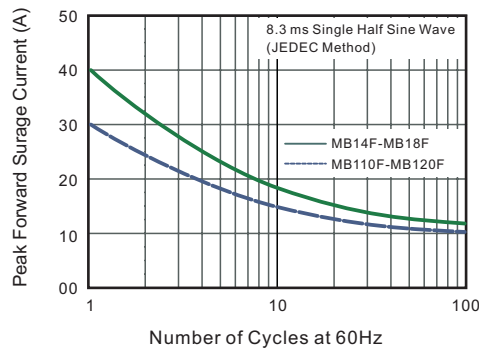
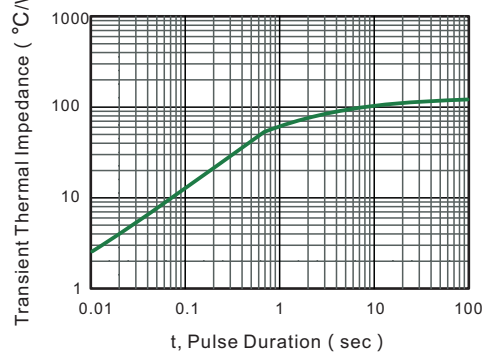


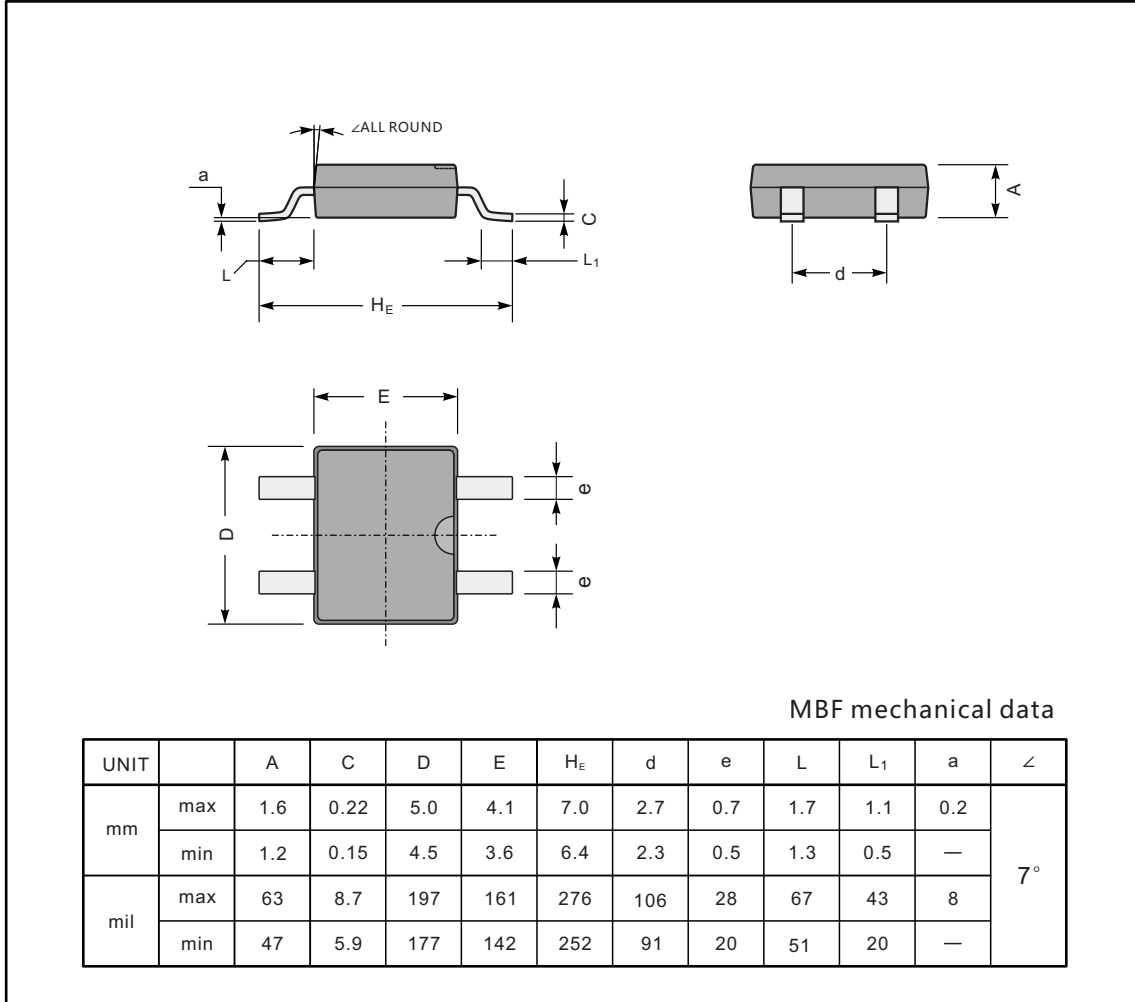
Fig.6- Typical Transient Thermal Impedance



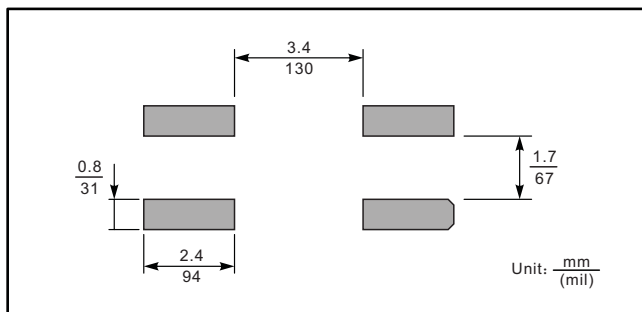
PACKAGE OUTLINE

Plastic surface mounted package; 4 leads

MBF



The recommended mounting pad size



Marking

Type number	Marking code
MB14F	MB14F
MB16F	MB16F
MB18F	MB18F
MB110F	MB110F
MB115F	MB115F
MB120F	MB120F

