

FEATURES

- ✧ High current capability, low forward voltage
- ✧ Excellent high temperature stability
- ✧ Low power loss, and high efficiency
- ✧ High forward surge capability
- ✧ RoHS compliant, or Halogen free

MACHANICAL DATA

- ✧ Case: SMB small outline plastic package
- ✧ Terminal: Matte tin plated, solderable per MIL-STD-750, Method 2026
- ✧ Molding Compound Flammability Rating:UL94-0
- ✧ High temperature soldering guaranteed: 260°C /10second
- ✧ Polarity: Indicated by cathode band
- ✧ Weight: 0.037 grams (approximate)

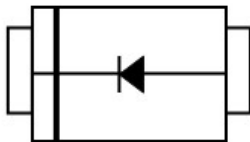
ORDERING INFORMATION

- ✧ Device: SU545B
- ✧ Package: SMB
- ✧ Marking: SU545B
- ✧ Material: RoHS compliant
- ✧ Packing: Tape & 7" Reel or 13" Reel
- ✧ Quantity per reel: 500pcs or 3,000pcs

APPLICATIONS

- ✧ Switching mode power supply applications
- ✧ Portable equipment battery applications
- ✧ High frequency rectification
- ✧ DC/DC converter
- ✧ Designed as bypass diodes for solar panels

PIN CONFIGURATION



PACKAGE OUTLINE



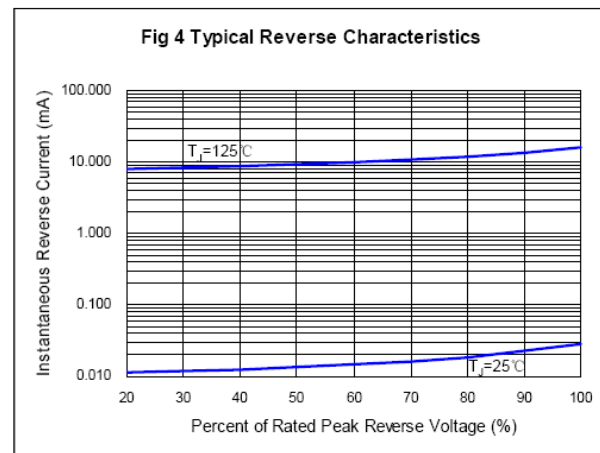
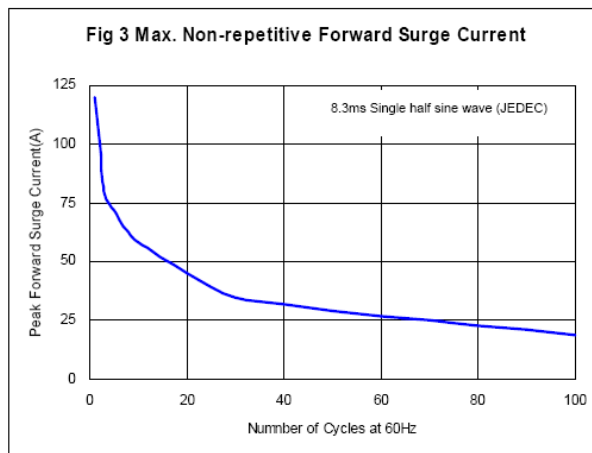
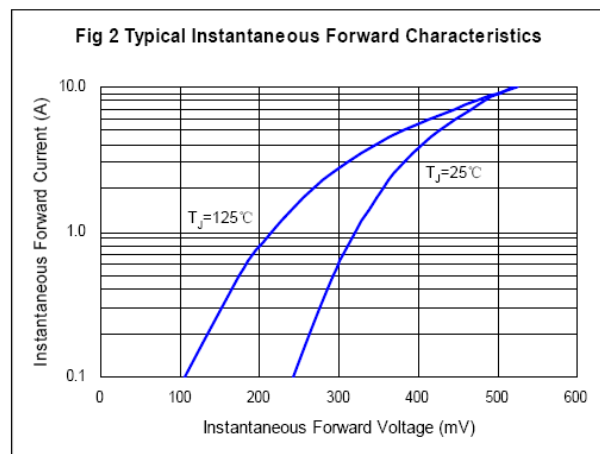
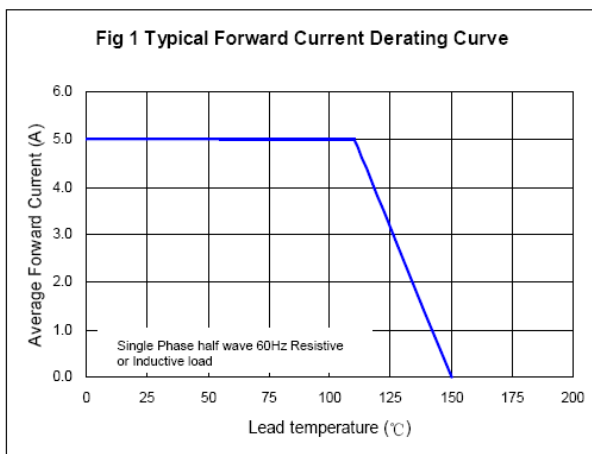
ABSOLUTE MAXIMUM RATING (Tamb=25°C, unless otherwise specified)

Symbol	Parameter	Value	Units
V_{RRM}	Repetitive Peak Reverse Voltage	45	V
$I_{F(AV)}$	Average Forward Current	5	A
I_{FSM}	Peak Forward Surge Current, 8.3ms single half sine-wave	120	A
T_J & T_{STG}	Junction and Storage Temperature	-40~+150	°C

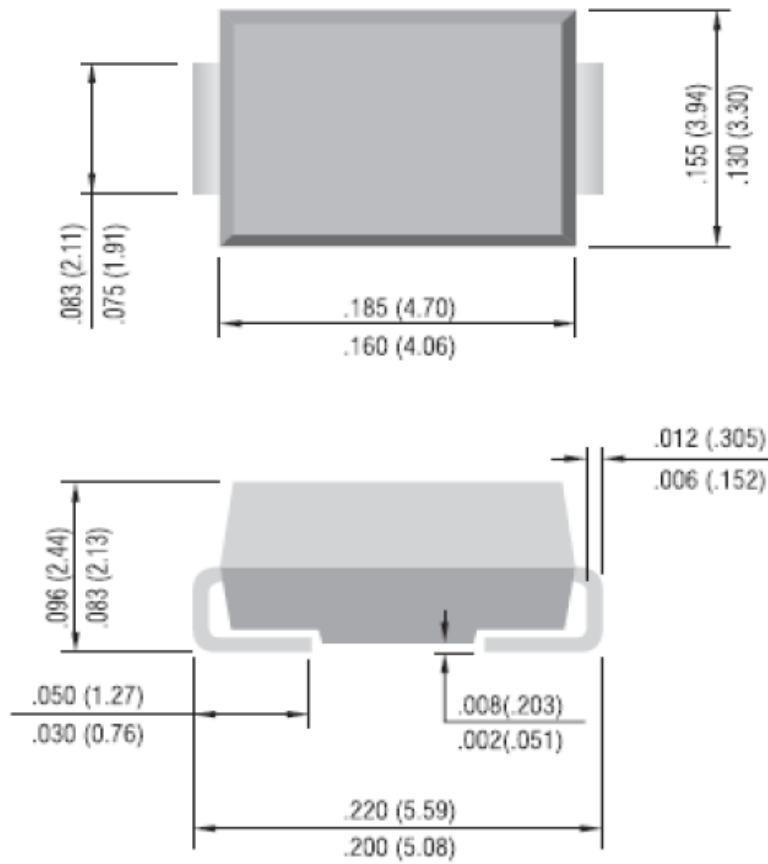
ELECTRICAL CHARACTERISTICS (Tamb=25°C, unless otherwise specified)

Symbol	Parameter	Test Condition	Min	Typ	Max	Units
V_F	Forward Voltage	$I_F = 3A$ Ta=25°C		0.38	0.41	V
		$I_F = 3A$ Ta=125°C		0.31		V
		$I_F = 5A$ Ta=25°C		0.43	0.47	V
		$I_F = 5A$ Ta=125°C		0.38		V
V_R	Reverse Breakdown Voltage	$I_R = 0.5mA$	45			V
I_R	Reverse Leakage Current	$V_R = 45V$ Ta=25°C			200	μA
		$V_R = 45V$ Ta=125°C		18		mA

ELECTRICAL CHARACTERISTICS CURVE



SMB PACKAGE OUTLINE DIMENSIONS



Unit: Inch(mm)