

Low Capacitance TVS/ESD Protection Diode

DESCRIPTION

GESD0801M is a low-capacitance Transient Voltage Suppressor (TVS) designed to provide electrostatic discharge (ESD) protection for data, control or power lines. With typical capacitance of 12pF only, GESD0801M is designed to protect parasitic-sensitive systems against over-voltage and over-current transient events. It complies with IEC 61000-4-2 (ESD), Level 4 ($\pm 15\text{kV}$ air, $\pm 8\text{kV}$ contact discharge), IEC 61000-4-4 (electrical fast transient - EFT) (40A, 5/50 ns), very fast charged device model (CDM) ESD and cable discharge event (CDE), etc.

GESD0801M uses ultra-small DFN1006 package. Each GESD0801M device can protect one data line. It offers system designers flexibility to protect single data line where space is a premium concern.

ORDERING INFORMATION

- ✧ Device: GESD0801M
- ✧ Package: DFN1006
- ✧ Marking: FM (F means Part no; M means the date code which is the assembly month in three years, changing as (1~9, 0, A~Z))
- ✧ Material: Halogen free
- ✧ Packing: Tape & Reel
- ✧ Quantity per reel: 10,000pcs

CIRCUIT DIAGRAM



FEATURES

- ✧ Transient protection for high-speed data lines
 - IEC 61000-4-2 (ESD) $\pm 15\text{kV}$ (Air)
 - $\pm 8\text{kV}$ (Contact)
 - IEC 61000-4-4 (EFT) 40A (5/50 ns)
 - Cable Discharge Event (CDE)
- ✧ Package optimized for high-speed lines
- ✧ Ultra-small package (1.0mm \times 0.6mm \times 0.4mm)
- ✧ Protects one data, control or power line
- ✧ Low capacitance: 12pF (Typical)
- ✧ Low leakage current: 100nA @ V_{RWM} (Typical)
- ✧ Low clamping voltage
- ✧ Each I/O pin can withstand over 1000 ESD strikes for $\pm 8\text{kV}$ contact discharge

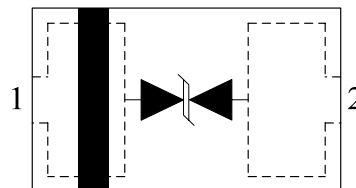
MACHANICAL DATA

- ✧ DFN1006 package
- ✧ Flammability Rating: UL 94V-0
- ✧ Packaging: Tape and Reel
- ✧ High temperature soldering guaranteed: $260^{\circ}\text{C}/10\text{s}$
- ✧ Reel size: 7 inch

APPLICATIONS

- ✧ Portable Electronics
- ✧ Desktops, Servers and Notebooks
- ✧ Cellular Phones
- ✧ MP3 Ports
- ✧ Digital Ports
- ✧ Subscriber Identity Module (SIM) card

PIN CONFIGURATION

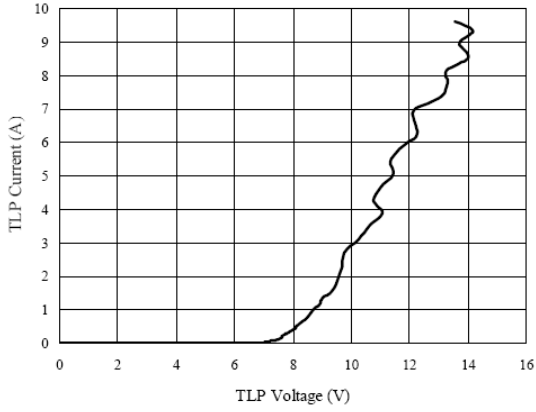
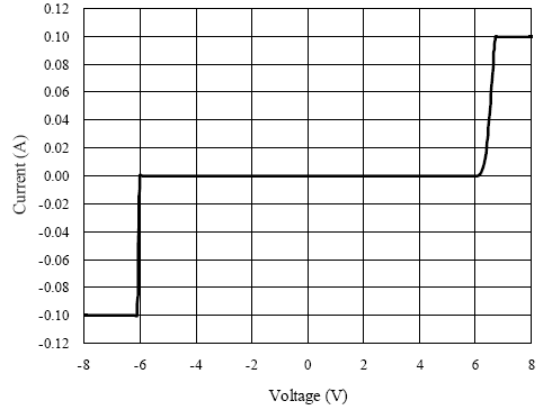
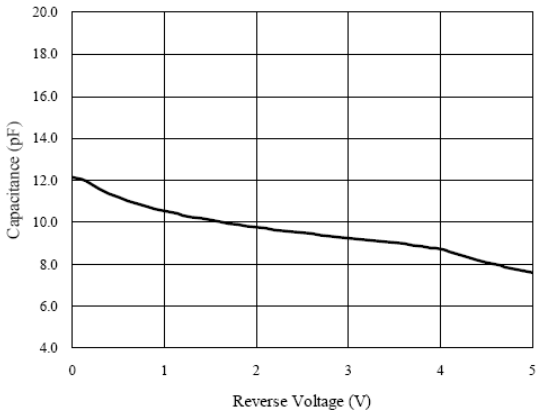
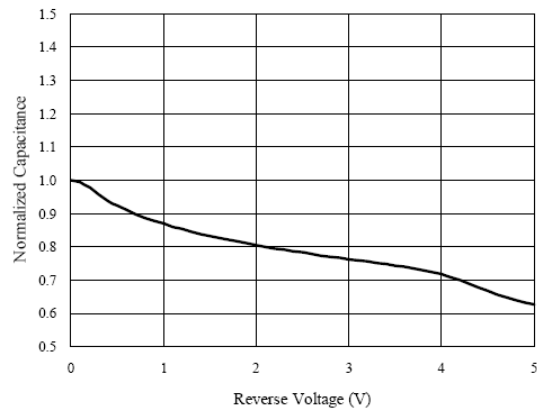
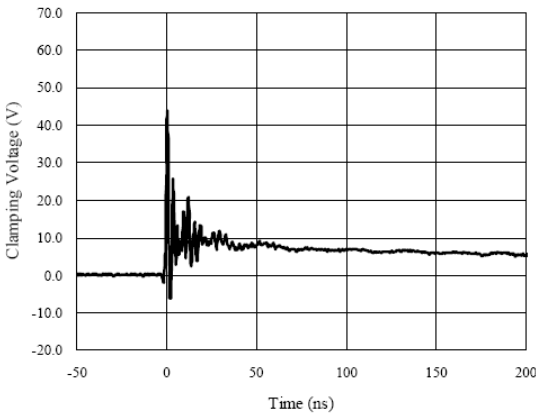
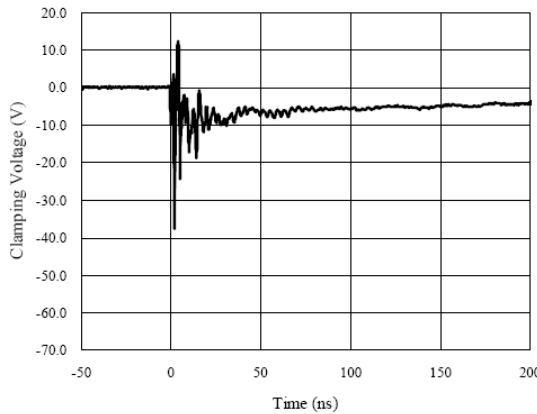


ABSOLUTE MAXIMUM RATING

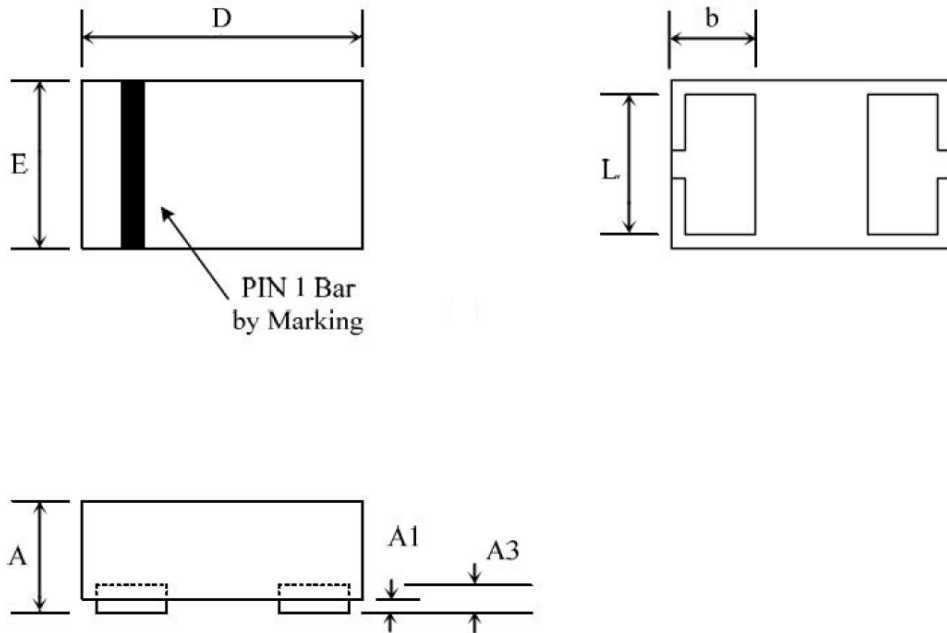
Symbol	Parameter	Value	Units
V_{ESD}	ESD per IEC 61000-4-2 (Air)	± 30	kV
	ESD per IEC 61000-4-2 (Contact)	± 30	
T_{OPT}	Operating Temperature	-55/+125	$^{\circ}C$
T_{STG}	Storage Temperature	-55/+150	$^{\circ}C$

ELECTRICAL CHARACTERISTICS ($T_{amb}=25^{\circ}C$)

Symbol	Parameter	Test Condition	Min	Typ	Max	Units
V_{RWM}	Reverse Working Voltage				5.0	V
V_{BR}	Reverse Breakdown Voltage	$I_T = 1mA$	5.5	6.0	8.0	V
I_R	Reverse Leakage Current	$V_{RWM} = 5V$		0.1	1.0	μA
V_{C1}	Clamping Voltage 1	$I_{PP} = 1A, t_p = 8/20\mu s$			10	V
V_{C2}	Clamping Voltage 2	$I_{PP} = 4A, t_p = 8/20\mu s$			15	V
C_J	Junction Capacitance	$V_R = 0V, f = 1MHz$		12		pF

ELECTRICAL CHARACTERISTICS CURVE
TLP Measurement of I/O_1 to I/O_2

Voltage Sweeping of I/O_1 to I/O_2

Capacitance vs. Voltage of I/O_1 to I/O_2 (f = 1MHz)
Capacitance vs. Reverse Voltage

Normalized Capacitance vs. Reverse Voltage

ESD Clamping of I/O_1 to I/O_2 (+8kV Contact per IEC 61000-4-2)

ESD Clamping of I/O_1 to I/O_2 (-8kV Contact per IEC 61000-4-2)


DFN1006 PACKAGE OUTLINE DIMENSIONS



Package Dimensions (Controlling dimensions are in millimeters)

Symbol	Dimensions In Millimeters		Dimensions In Inches	
	Minimum	Maximum	Minimum	Maximum
A	0.400	0.550	0.016	0.022
A1	0.000	0.050	0.000	0.002
A3	0.125 REF		0.005 REF	
D	0.950	1.050	0.037	0.041
E	0.550	0.650	0.022	0.026
L	0.450	0.550	0.018	0.022
b	0.250	0.400	0.100	0.016